

Air – Water Heat Pump

HPM2



HPM2.Z - Integrated set consisting of **HPM02** outdoor unit and **HPMI2** indoor unit for installation in new and modernized installations.



* detailed warranty conditions are described in the warranty card

HPM02 outdoor unit - monoblock inverter heat pump

The most important advantages and functions:

- Energy class: A+++ (35 °C) / A++ (55 °C)
- The EVI injection system ensures high operating efficiency and water temperature up to 60°C
- Wide operating range at outside air temperature from -25°C do +43°C
- Quiet operation of the device - sound pressure level at a distance of 1 m: 52 to 56 dB (A) depending on the selected device power
- Surface cooling of rooms or cooperation with a fan coil
- Protection of the condensate against freezing
- Smooth power modulation ensures optimal operation depending on the heating needs:
 - HPM02-8: from 2,3 to 8,2kW (A7/W35)
 - HPM02-12: from 3,8 to 12,5kW (A7/W35)
 - HPM02-16/23: from 7 to 23kW (A7/W35)



HPM02-8



HPM02-12



HPM02-16/23

HPMI2 indoor unit - weather-controlled heating unit, equipped with a hydraulic group and electric heating unit



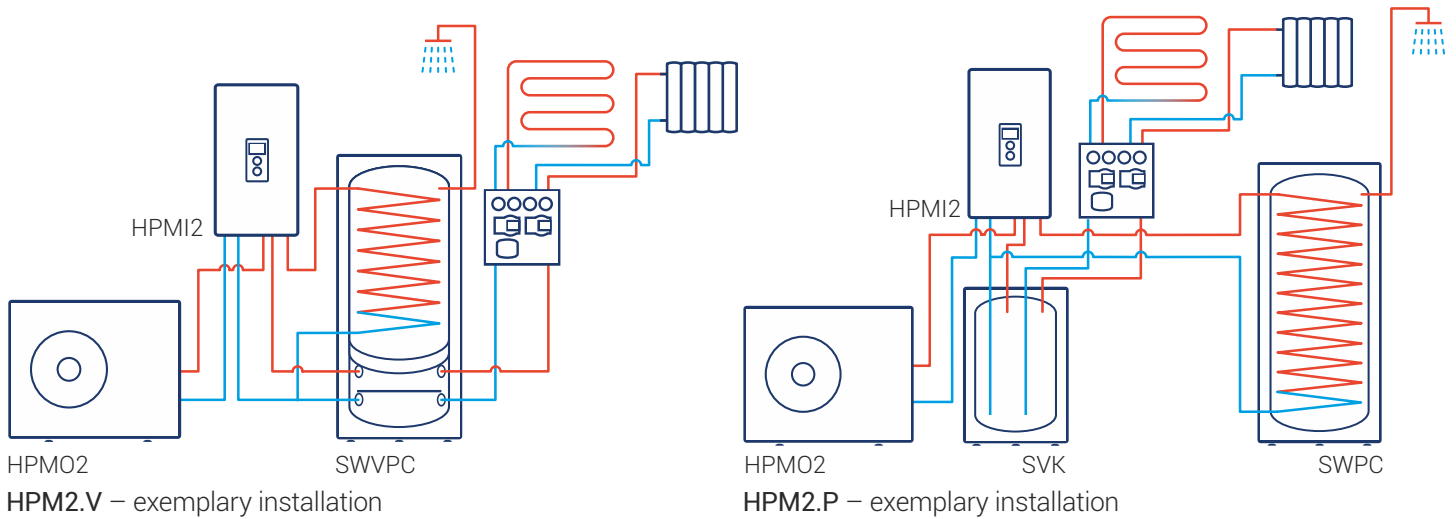
- Quick installation thanks to the matching elements placed in a compact housing
- Advanced control options:
 - weather control of heating
 - daily and weekly cycle of room temperature and domestic hot water regulation
 - control of 2 heating circuits + DHW circuit
- Electric heating unit with automatic power modulation:
 - **3/6 kW in HPM02-8 end HPM02-12
 - ***3/6/9 kW in HPM02-16/23
- Hydraulic group:
 - a three-way dividing valve that allows you to heat water in cooperation with DHW cylinder
 - safety group - expansion vessel with a capacity 12 l, safety valve, electronic pressure gauge, automatic air vent.
- Remote control via the Internet using the C.MI2 module (additional accessory).



Technical data

Product code	Elements of the set	Max. heating power (kW)	Max. COP	Seasonal energy efficiency class	Max level of pressure / sound power dB (A)	Max temp. of the heating medium	Voltage	Rated current of the overcurrent circuit breaker	Minimum cross-section of the power cord
HPM2.Z-8	HPM02-8 and HPMI2-8	8,2 (A+7/W35) 7,1 (A+2/W35) 5,8 (A-7/W35)	4,6 (A+7/W35) 4,01 (A+2/W35) 3,49 (A-7/W35)	A+++ (W35) A++ (W55)	52 from 1m / 60	65°C	400V 3N~ / 230 V~	3x16A / 40A	5x2,5mm ² / 3x6mm ²
HPM2.Z-12	HPM02-12 and HPMI2-12	12,5 (A+7/W35) 11,3 (A+2/W35) 9,2 (A-7/W35)	4,75 (A+7/W35) 3,94 (A+2/W35) 3,37 (A-7/W35)		55 from 1m / 63		400V 3N~ / 230 V~	3x25A / 50A	5x2,5mm ² / 3x6mm ²
HPM2.Z-16/23	HPM02-16/23 and HPMI2-16	23,0 (A+7/W35) 20,5 (A+2/W35) 17,1 (A-7/W35)	4,76 (A+7/W35) 4,02 (A+2/W35) 3,47 (A-7/W35)		56 from 1m / 64		400 V 3N~	3x32A	5x2,5mm ²

HPM2 Sets



HPM2 Sets

	Product code	Description	Elements of the set
	HPM2.V-8	Package containing a monoblock HPM2.Z-08 heat pump and a central heating / domestic hot water tank. SWVPC-250/60 (hot water for 4 people)	HPM02-8 HPMI2-8 SWVPC-250/60
	HPM2.P-8	The package includes the HPM2.Z-8 monoblock heat pump, the SWPC-300 DHW cylinder (hot water for 6 people) and SVK-100 buffer tank	HPM02-8 HPMI2-8 SVK-100 SWPC-300
	HPM2.V-12	Package containing a monoblock HPM2.Z-12 heat pump and a central heating / domestic hot water tank. SWVPC-250/60 (hot water for 4 people)	HPM02-12 HPMI2-12 SWVPC-250/60
	HPM2.P-12	The package includes the HPM2.Z-12 monoblock heat pump, the SWPC-300 DHW cylinder (hot water for 6 people) and SVK-100 buffer tank	HPM02-12 HPMI2-12 SVK-100 SWPC-300
	HPM2.P-16/23	A package containing a monoblock HPM2.Z-16/23 heat pump, the SWPC-300 DHW cylinder (hot water for 6 people) and SVK-100 buffer tank	HPM02-16/23 HPMI2-16 SVK-100 SWPC-300

Additional equipment

Product code	Picture	Description
C.MI2		The C.MI2 internet module enables remote control of the heat pump's operation via the Internet using a computer, tablet or smartphone. The control is via a web browser, ensuring easy and intuitive operation and the use of all the advanced functions of the device driver
HPFF		Vibro-isolating stand (base) for the heat pump 600x190x200 (2 pcs. in the set)
WE-019/01		Temperature sensor for storage tank / buffer
WE-019/05		Temperature sensor for heating circuits
HPHS.24		24V humidity sensor to protect against the accumulation of moisture

■ SWVPC – the "all in one" combined tank



5 year*
warranty

B

The combination tank combines DHW exchanger and a tank central heating buffer tank to support heating and cooling rooms. The tank has a double coil "Double Coil" with an area of 2,7 m²

Additional equipment

Possibility of using an electric heater in the hot water and central heating section
GRW-1,4kW/230V; GRW-2,0kW/230V;
GRW-3,0kW/230V; GRW-4,5kW/400V

Most important advantages

„Double Coil“

- Special design - two coils connected by a manifold provide a large flow and heating surface, which guarantees the highest efficiency of the pump's operation

Full baffle insulation

- The baffle in the central heating buffer tank prevents mixing of hot water supplying the central heating system with the cool water returning to the buffer.

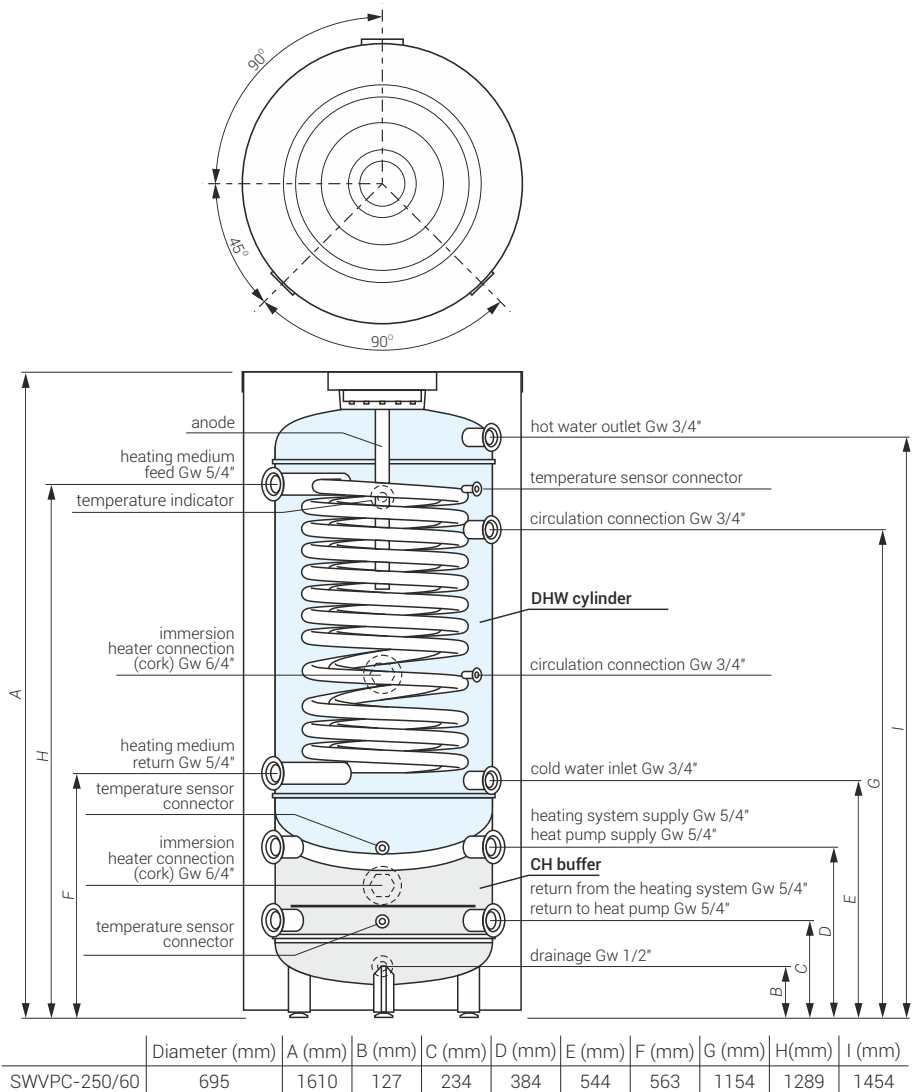
Performance and compactness all in one

- The compact design allows for simplified installation in small or sparse positioned rooms, and the capacity provides the comfort of hot water domestic hot water even for a family of 4

Reinforced casing

- The ABS plastic housing is durable and protects the tank from damage mechanical damage, and the material does not age during years of use

Dimensions



Technical data

Product code	Capacity buffer / DHW coil (l)	Surface area of heat transfer (m ²)	Rated pressure (cylinder/ DHW coil/ steel coil) (MPa)	Power of the buffer tank ** (kW)	Thickness / insulation material *** (mm)	Stand-by losses **** (W)	Anode type
SWVPC-250/60	235/60	2,7	0,6 / 0,3	75 / 23	67/PUR/NR	56	AMW.M8.500

* Detailed warranty conditions are described in the warranty card.

** Following parameters 80/10/450C / 55/10/450C (heating water temp. / feed water temp. / DHW temp.), flow rate of heating water through the coil 2,5 m³/h.

*** Insulation: R - removable, NR - not removable.

**** In line with EU Commission resolution no. 812/2013, 814/2013.

■ SWPC – exchanger with the largest heating surface



Most important advantages

- Capacity of 300l optimal for 5-6 personal family.
- Special design in the form of two coils connected by a manifold. Provides high flow rate and heating surface heating area of 4.22 m². This guarantees the highest efficiency of pump operation.
- Possibility to connect 1 or 2 additional electric heaters

Additional equipment

Possibility of using an electric heater:

GRW-1,4kW/230V; GRW-2,0kW/230V;
GRW-3,0kW/230V; GRW-4,5kW/400V;
GRW-6,0kW/400V

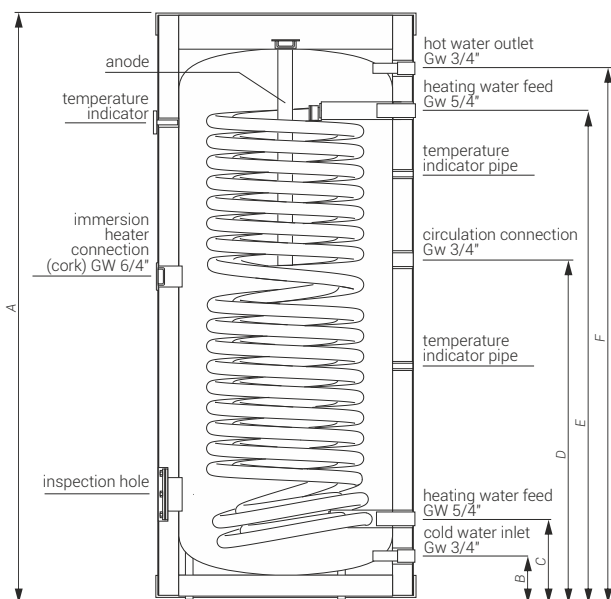
Flansa.GRW - flange plug with the connection for immersion heater, max. rated power - 4,5kW

4,22m²
coil

6year*
warranty



Dimensions



	Diameter (mm)	A (mm)	B (mm)	C (mm)	D (mm)	E (mm)	F (mm)
SWPC-300	695	1615	127	237	953	1354	1464

Technical data

Product code	Capacity (l)	Surface area of coil (m ²)	Rated pressure (cylinder / coil) (MPa)	Power of coil ** (kW)	Thickness / insulation material *** (mm)	Stand-by losses **** (W)	Anode type
SWPC-300	305	4,22	0,6 / 1,0	120 / 36	67/PUR/NR	61	AMW.M8.590

■ SVK – buffer tank



Most important advantages

- Capacity 104l
- Energy class A - very good thermal insulation (PUR foam 65mm)
- Accumulates heat in heating mode and cold in cooling mode
- Extends the time of reliable compressor operation by reducing the the number of switching on during the transition period: spring - autumn
- Supports the compressor's "defrost" function without having to drawing energy from the heating circuits
- Ensures optimal system operation by separating hydraulic separation of the pump circuit from the heating circuits

Additional equipment

Immersion heaters can be installed in the cylinder:

GRW-1,4kW/230V; GRW-2,0kW/230V;
GRW-3,0kW/230V; GRW-4,5kW/400V

5year*
warranty



Technical data

Product code	Capacity (l)	Rated pressure (MPa)	Thickness / insulation material *** (mm)	Stand-by losses **** (W)
SVK-100	104	0,6 MPa	65/PUR/NR	27

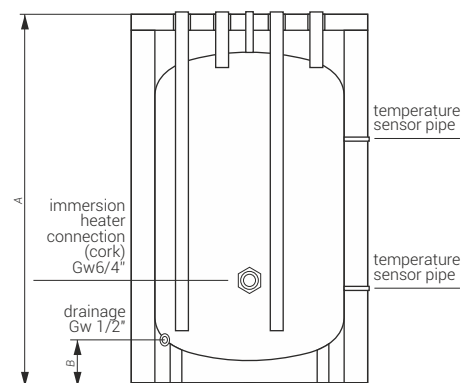
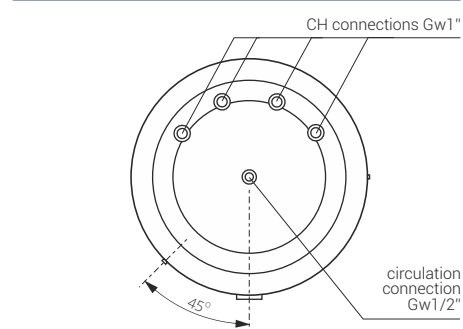
* Detailed warranty conditions are described in the warranty card.

** Following parameteres 80/10/450C / 55/10/450C (heating water temp. / feed water temp. / DHW temp.), flow rate of heating water through the coil 2,5 m³/h.

*** Insulation: R - removable, NR - not removable.

**** In line with EU Commission resolution no. 812/2013, 814/2013.

Dimensions



	Diameter (mm)	A (mm)	B (mm)
SVK-100	595	906	127